

# How to set up your device for online program

## Watch on your computer or tablet

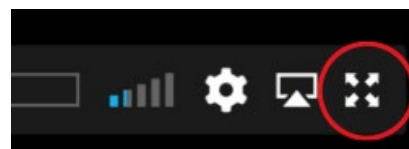
We recommend you to watch the video on your computer or tablet. Make sure you are connected to the internet – you'll need to be connected to the internet to watch the performance so make sure you either:

- Have your WIFI turned on
- Or your blue ethernet cable plugged in to your computer



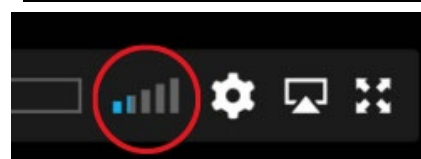
## Settings

- To make the video full screen, click this button on the toolbar below the video:



- To adjust the volume on the video, click this button on the toolbar below the video:

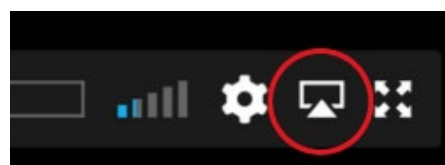
You should also check the volume on your computer speakers or your device are turned up.



- Cast the video to your television:

A smart TV or app-enabled box (such as Fetch, Apple TV, Chromecast and Telstra Box) will be required to share your video link and view on the big screen. Many of these, and almost all smart TV's, have *screen mirroring* as a source that you can select. Other smart TV's or streaming devices may be able to be selected from your phone, iPad or computer when you select the 'share' option, or when you see below icon.

When you select this icon during video play you should see your smart TV or monitor model appear in a list. Select the screen you want to view on and the video should play there.



If you have any problems with accessing to our online program, please contact the Box Office on 8571 1666 between 10am and 4pm.